



7

2017

2014

22 —

22 —

2018

2017

2018

1

2

3

4

AAAAA

2010-2017

19

1700

600

SPPI



1 A

300 6 300 2000

5000 0% 300 2000 — 5000

3.3% 300 2912

2%

A  
 " 300  
 300 2000 5000 300 0 2912 " 300 A 6 5.3%  
 A " 3 " " 6 " /  
 2 100% " " SPPI  
 " 2017 7 "

2019 204

22 ——

2017

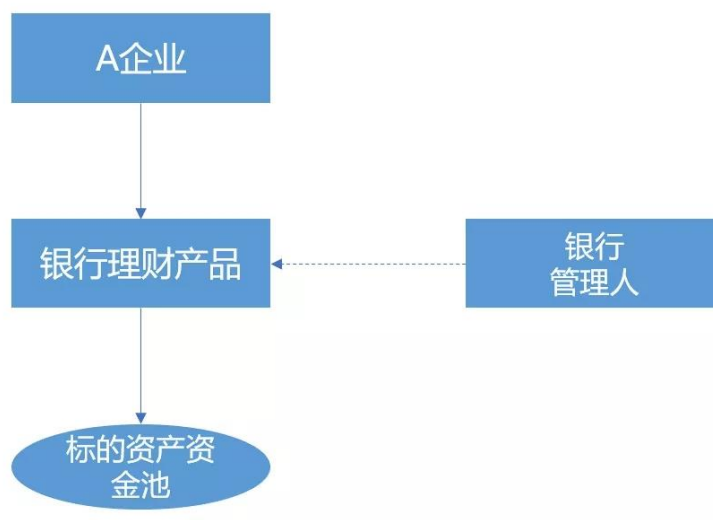
2018

2014

A

6

R2



"

A

"

SPPI

/

010-57961169

2019

2019 12 31  
2019 44

2019

1.

2019 12 14 12 26

" "

12 26  
897

937

998

699

78%

101 " "

2.

453

"

"

APP

2020 4 30

2020 6 30

2018

2%

3.

2020 1 1

APP

3000

4.

5.

6.

APP

7.

" "

8. APP

APP



" "

2019 46

" "

A

B

A

" "

A

" "

B

A

2020 1 1

2019

" "

2019

2019 1 1

" "

" "

" "

" "

3%—45%

" "

" "

"

" "

2020

2019

2018

2019

" "

" "

6

6

2019 94

" 94  
2019 "

12  
400

94

"

"

APP

2019

2019

1. 2019

1  
4000

1

6

"

" 2000

6

90  
90



2. 2019

	1	"	"	2000		2000
24000						
	1080				24000	360
	720					

3.

				6	"	"
	2019	8		1	"	" 2000
			1-8	720	4	
4		8x	5000 /		6	
600						

4.

5.

			1	20%	1600	19200
	12	6			3%	1080
	18120					

6.

7.

2019				12		400
------	--	--	--	----	--	-----

1.

2.

					5000 /	
			2019	2020	3	1
		2020	3	1	6	30

APP

12366

2020 4 30

2019

" "

5 2025 6 30

2019

" "

" "

1

2

" "

2019

6

3 1 5 31

POS

12366



2017 1 1

360

2020

3 1

2016 12 31

(2011 50

2017  
2011

36  
78

2018

31

)  
2018

31

2020 4

D  
2019 12

2020 5 6

A 2020 6

2019 12 2020 3

2020 4 5

A B

2020 4

B

M 2020 5  
A B

" "

2019	4					2019	84	39	"	"
				"						2019 4
			"							
29		<	2018	31					>	2016
					"					
						2016	36	3	"	
						2017	55			2018
31		55		"						
		55								
					"					
	"				"					
	2013	3	"		"				"	
2017			<						>	>
	691								"	
					"					



1.

2005 165

2.

2004 112

1.

"

---

"

"

---

"

2.

"

---

"

"

---

"

1.

2005

169

2.

2004 112

3.

"

"

"

"

A

2019 10

A

15

A

2012 55

4.

"

---

"

1.

"

---

"

2.

2018 18

5.

2019 4 1

1. 2019 4
2. 50
3. A B
4. 36
5. 2019 4 1

$$2019 \quad 6 \quad 1 = \quad \times \quad \times 60\% \quad 2019 \quad 7$$

- 1.
2. A B
3. 36
4. 36
5. 2019 4 1

50%

$$= \quad \times$$

1. 2019
- 39
2. 2019
- 84

2019

2019 44

" " 2019  
" "

2019

2019 " " 2019 1 1 12 31  
" " " " 6  
" " 2019

$$2019 = [ -60000 - " ] - 2019$$

2019

2019

94

2019

12

400

2019

2019

6

2019

12

400

2019

2019

2019

2019

2020

3

1

6

2020

2020

3

2019


2019  
APP 6  
2020 3 1 5 31

POS

APP 12366



31



2018

2019 39  
84

2019

2019 4

" "

2016 29

2018 31

" "

36 3



19

2016

3

2017

2017 55

20

2



4.5



2017 55

2018 31



2019 12 31



2019 46

2020 1 1

2019

21

2013 28  
2015

2019 7 4 5

A

1. \_\_\_\_\_ A \_\_\_\_\_

2. \_\_\_\_\_ B \_\_\_\_\_

3. \_\_\_\_\_ A \_\_\_\_\_

4. \_\_\_\_\_

5. \_\_\_\_\_

2019 12 31



2019 47

" "

"

"

2020 3 1



2019 12 6




2020 3 1

2004 66  
2011 21

2000 193

21

2019 12 12



2019 43

" "

" " " "

" " "

3 31

"

"

" "

" "

"

"

"

"

"

12

10

30

10

2017

13

2019

43

2020 1 1

2017 13

2017 49

2

3

4

2017 48

070301 070302

/

/

2020 4 1

2017 48

1 2 3

1. \_\_\_\_\_

2. \_\_\_\_\_

3. \_\_\_\_\_



30

90

(

2019 1 1

2019 1 1

2020 1 31

2019 12 30

2019 126

" "

2020 6

1

" " "

"

" "

6

UKey

2

" "

1

" "

" "

,

2

30

" "

"

" "

" "

"



UKey

- 1. \_\_\_\_\_
- 2. \_\_\_\_\_
- 3. \_\_\_\_\_

2019 12 3

2019 97

183

50%

2019 1 1 2023 12 31

2019 12 29

2020

2019 449

2020

2020

2019 16

15

1 6 7 9 12

15

2 15 2

2 17

3 15 3

3 16

4 4 6 3 4

4 20

5 1 5 5 5 22  
 8 15 8 17  
 10 1 8 8 10 10 23  
 11 15 11 11 16

2019 12 20

2019

2019 42

2019

2019 " " 9 1 1 2 • 2  
 • 5 • 10 • 1 50 • 100  
 5 • " " " 2019"  
 " " 9-X

2019 50mmx 38mm 13x 12.5 20 1 280mmx 180mm

7

2019

2019 12 25



<http://www.zhcta.cn/>

